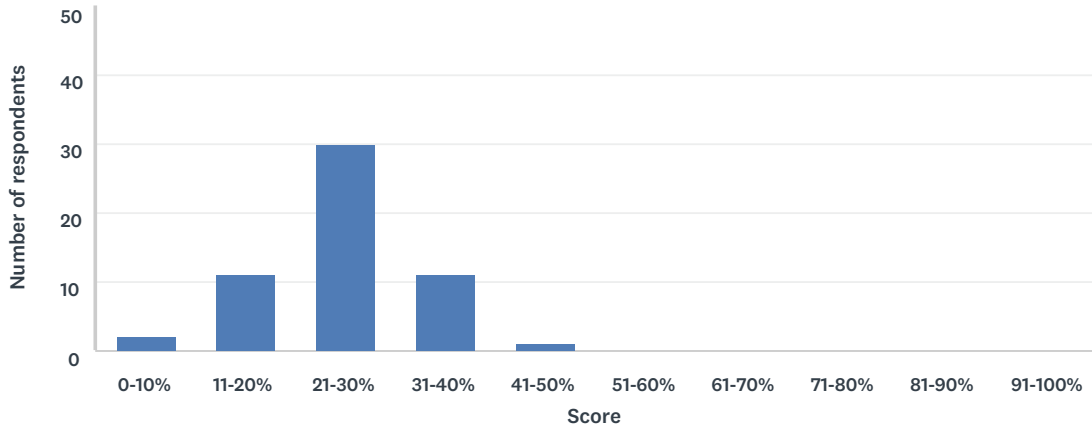


Wirral Evolutions Parent Carer Survey

Quiz Summary

AVERAGE SCORE
26% • 15/60 PTS



STATISTICS

Lowest Score	Median	Highest Score
7%	27%	45%

Mean: 26%

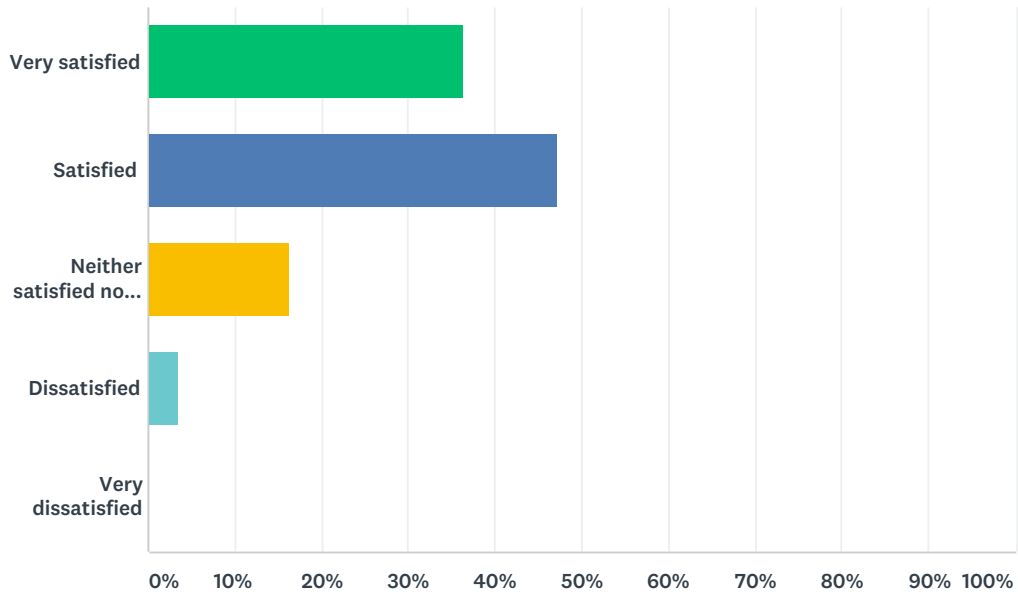
Standard Deviation: 7%

Question Ranking

QUESTIONS (4)	DIFFICULTY	AVERAGE SCORE
Q4 How satisfied are you with the amount of communication you have with Wirral Evolutions?	1	25%
Q2 How satisfied are you with the choice and control you have over the services provided?	2	26%
Q3 How satisfied are you with your level of involvement in planning of support for your individual son/daughter/relative?	3	26%
Q1 How satisfied are you with the overall services provided?	4	28%

Q1 How satisfied are you with the overall services provided?

Answered: 55 Skipped: 0



QUIZ STATISTICS

Percent Correct
0%

Average Score
4.3/15.0 (28%)

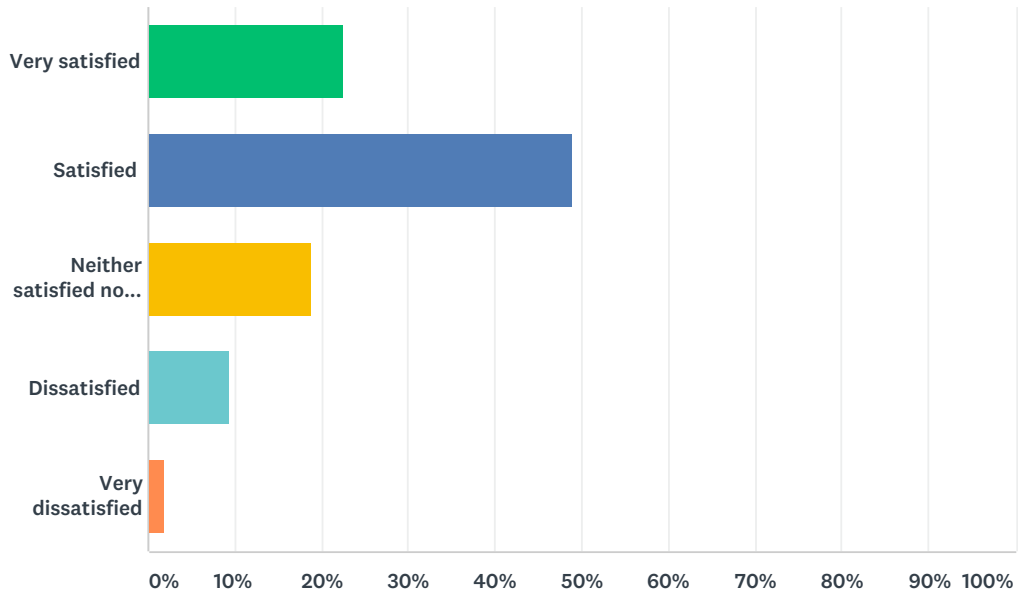
Standard Deviation
1.33

Difficulty
4/4

ANSWER CHOICES	SCORE	RESPONSES
✓ Very satisfied	5/15	36.36% 20
✓ Satisfied	4/15	47.27% 26
✓ Neither satisfied nor dissatisfied	3/15	16.36% 9
✓ Dissatisfied	2/15	3.64% 2
✓ Very dissatisfied	1/15	0.00% 0
Total Respondents: 55		

Q2 How satisfied are you with the choice and control you have over the services provided?

Answered: 53 Skipped: 2



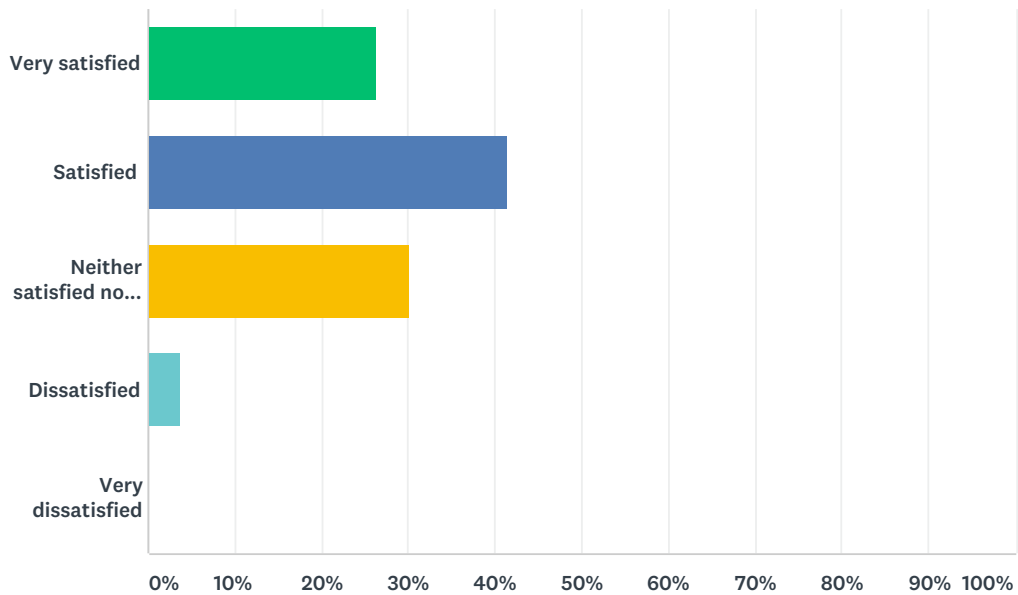
QUIZ STATISTICS

Percent Correct 0%	Average Score 3.9/15.0 (26%)	Standard Deviation 0.94	Difficulty 2/4
-----------------------	---------------------------------	----------------------------	-------------------

ANSWER CHOICES	SCORE	RESPONSES	
✓ Very satisfied	5/15	22.64%	12
✓ Satisfied	4/15	49.06%	26
✓ Neither satisfied nor dissatisfied	3/15	18.87%	10
✓ Dissatisfied	2/15	9.43%	5
✓ Very dissatisfied	1/15	1.89%	1
Total Respondents: 53			

Q3 How satisfied are you with your level of involvement in planning of support for your individual son/daughter/relative?

Answered: 53 Skipped: 2



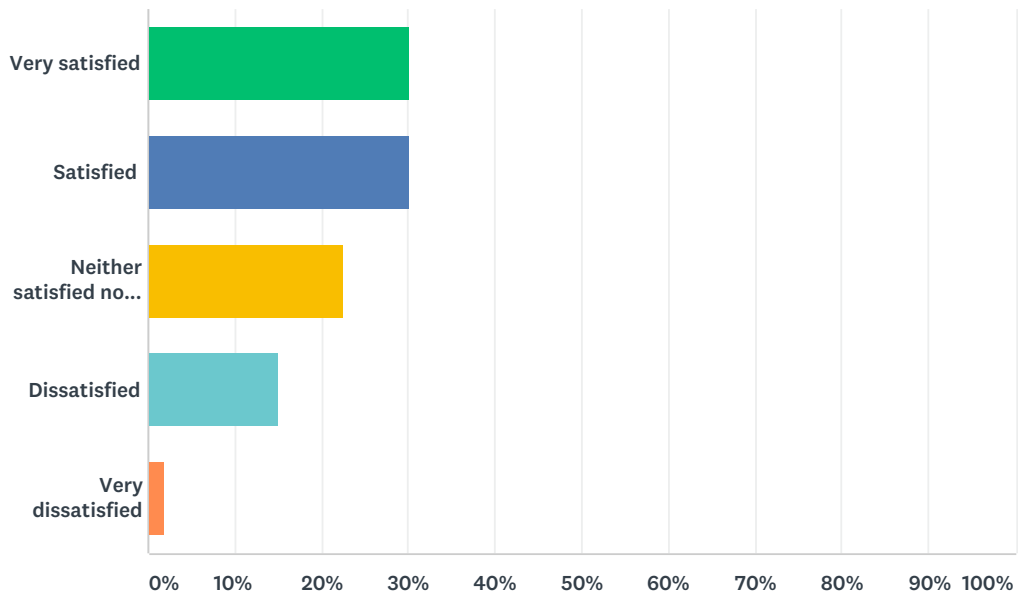
QUIZ STATISTICS

Percent Correct 0%	Average Score 4.0/15.0 (26%)	Standard Deviation 0.94	Difficulty 3/4
-----------------------	---------------------------------	----------------------------	-------------------

ANSWER CHOICES	SCORE	RESPONSES	
✓ Very satisfied	5/15	26.42%	14
✓ Satisfied	4/15	41.51%	22
✓ Neither satisfied nor dissatisfied	3/15	30.19%	16
✓ Dissatisfied	2/15	3.77%	2
✓ Very dissatisfied	1/15	0.00%	0
Total Respondents: 53			

Q4 How satisfied are you with the amount of communication you have with Wirral Evolutions?

Answered: 53 Skipped: 2



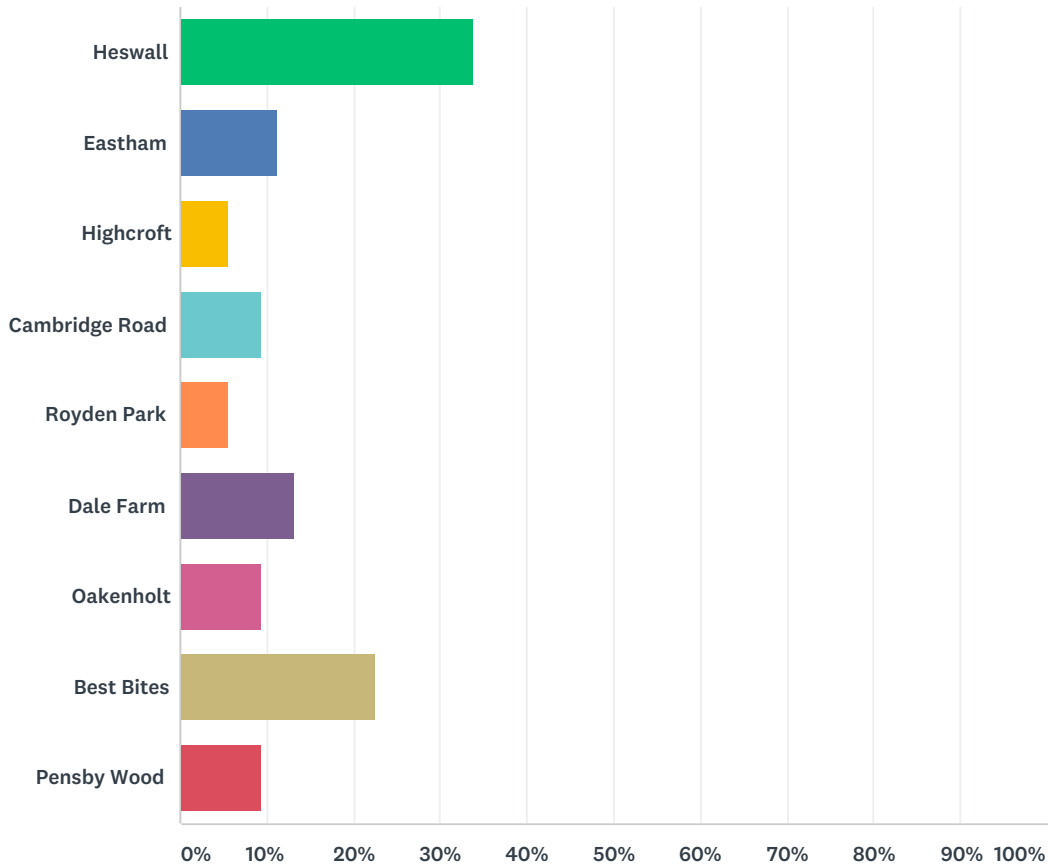
QUIZ STATISTICS

Percent Correct 0%	Average Score 3.7/15.0 (25%)	Standard Deviation 1.12	Difficulty 1/4
-----------------------	---------------------------------	----------------------------	-------------------

ANSWER CHOICES	SCORE	RESPONSES	
✓ Very satisfied	5/15	30.19%	16
✓ Satisfied	4/15	30.19%	16
✓ Neither satisfied nor dissatisfied	3/15	22.64%	12
✓ Dissatisfied	2/15	15.09%	8
✓ Very dissatisfied	1/15	1.89%	1
Total Respondents: 53			

Q5 Please tell us where your son/daughter/relative attends to access the majority of services by ticking the relevant box below.

Answered: 53 Skipped: 2



ANSWER CHOICES	RESPONSES
Heswall	33.96% 18
Eastham	11.32% 6
Highcroft	5.66% 3
Cambridge Road	9.43% 5
Royden Park	5.66% 3
Dale Farm	13.21% 7
Oakenholt	9.43% 5
Best Bites	22.64% 12
Pensby Wood	9.43% 5
Total Respondents: 53	